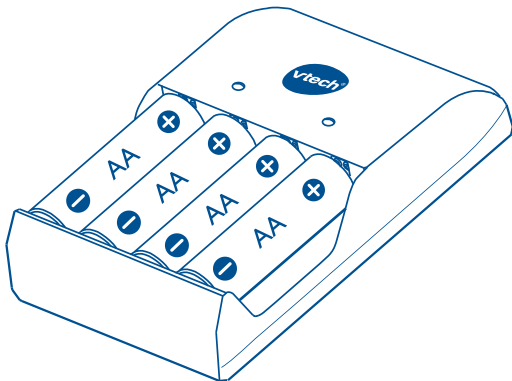


vtech®

Rechargeable Battery Kit

**IMPORTANT SAFETY INSTRUCTIONS (PLEASE KEEP).
DANGER - TO REDUCE THE RISK OF FIRE OR ELECTRIC
SHOCK, CAREFULLY FOLLOW THESE INSTRUCTIONS.**



User's Manual

Model:201643 

Included in This Package

One Battery Charger
One adaptor plug
Four AA Rechargeable Batteries
One User's Manual

For Your Safety

To prevent damage to this charger or personal injury, please read the following operating instructions before use. Please keep these operating instructions for future reference.

Caution

1. In case of malfunction, please unplug the power cord, and limit handling of the charger and batteries while disposing of them properly.

Malfunctions can include:

- Smoke from the unit
 - Deformation of batteries or charger unit
 - Liquid or material leakage
 - Dropped & broken casing or parts
2. To prevent fire or electric shock, do not expose this unit to rain or moisture.
 3. This charger is for indoor use only.
 4. Do not operate this charger with a damaged plug.
 5. Do not repair or alter this charger or batteries under any circumstances.
 6. The charger is not intended for use by children.
 7. Do not disassemble or reassemble the charger.
 8. Do not use rechargeable batteries in smoke detectors.
 9. Batteries may contain hazardous materials. Please dispose of batteries correctly at your local waste processing facility.
 10. Avoid mixing batteries of different sizes and capacities in your electronic device.

Disposal of batteries and product



The crossed-out wheellie bin symbols on products and batteries, or on their respective packaging, indicates they must not be disposed of in domestic waste as they contain substances that can be damaging to the environment and human health.



The chemical symbols Hg, Cd or Pb, where marked, indicate that the battery contains more than the specified value of mercury (Hg), cadmium (Cd) or lead (Pb) set out in Battery Directive (2006/66/EC).



The solid bar indicates that the product was placed on the market after 13th August, 2005.

Help protect the environment by disposing of your product or batteries responsibly.

For more information, please visit: www.recycle-more.co.uk;
www.recyclenow.com.

⚠ This charger is not a toy. This charger is not intended for use by children.
Do not recharge non-rechargeable batteries.

Product Features

Charges either 2 or 4 AA or AAA batteries (must be charged in pairs).

Worldwide Use AC100-240V, 50/60Hz variable voltage allows automatic use in different countries.

2 LED Indicators indicate status of the 2 independent charging channels. Timer Control shuts off after 8 hours to prevent overcharging.

Reverse Polarity Protection helps prevent incorrect battery insertion that could damage the batteries or the charger, or cause personal injury.

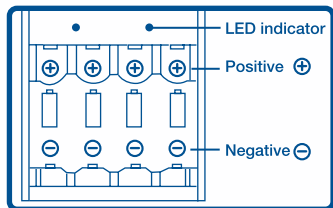
Low Battery Leakage Current enables the charger to preserve more of a charge than many other battery chargers.

Trickle Charge applies a small current to the batteries after charging is complete and allows them to maintain a full charge.

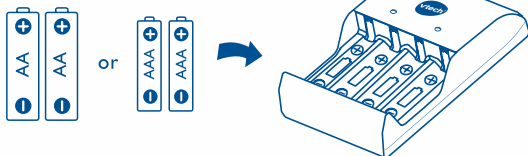
(The charger must be connected in order to charge the batteries.)

Instructions for Use

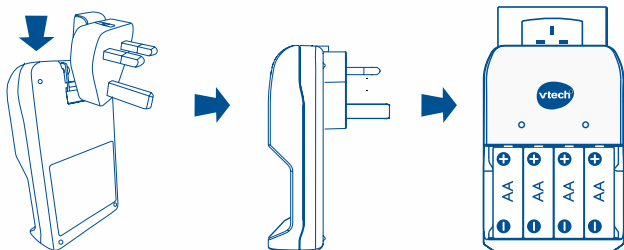
This charger will charge either 2 or 4 AA or AAA batteries simultaneously (they must be charged in pairs).



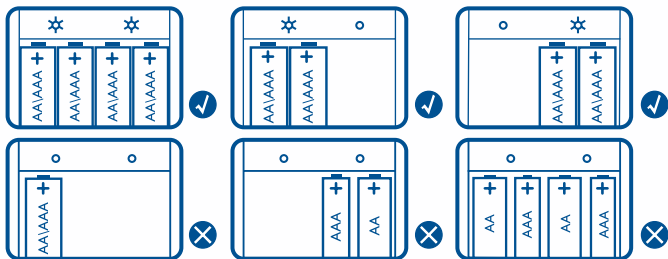
- **Insert Batteries.** For AA batteries use the larger \ominus metal contacts at the very bottom of the unit. For AAA batteries use the smaller \ominus contacts just above the AA battery contacts.



- When inserting the batteries, make sure they follow the correct +/- polarities and touch the metal contacts.
- Insert the adaptor plug (included) into the 2 pin connector then insert into a power outlet.



- The LED(s) will flash to indicate charging is in progress. When the batteries are fully charged, the flashing LED(s) will turn to a solid colour.



- After charging, disconnect the charger from the power source and remove the batteries. This prevents overcharging the batteries and reduces wear and tear on the charger.



Care & Troubleshooting Tips

- Wipe the charger with a clean dry cloth. Keeping the metal contacts clean will also help maintain performance.
- Make sure that the unit is properly plugged into the wall.
- If the LED does not flash to indicate that the battery is charging, the battery may be improperly inserted or defective, or there may be a short circuit.
- The charging time will vary depending on the type and capacity of your batteries. Please refer to the charging table on the following page for the appropriate charging time.
- Correctly insert the batteries and avoid reversing the +/- polarities.
- The charger is intended for use with Ni-MH batteries only. Charging other battery types may cause explosions, breakage, personal injury or property damage.

Specifications

Input: AC 100-240V ~ 50Hz/60Hz

Output: DC 2 X (2.8V --- 300mA) AA Size

DC 2 X (2.8V --- 150mA) AAA Size

Some Standard Charging Times

Type of Battery	Battery Capacity	Time
Ni-MH AA	2000 mAh	8.0 h
Ni-MH AA	1500 mAh	6.0 h
Ni-MH AAA	600 mAh	4.8 h

Instructions for the Ni-MH Rechargeable Batteries

It is necessary to charge Ni-MH rechargeable batteries before the first use. The contact surface of the batteries and the charger must always be kept clean.

- Do not expose the batteries to water.
- Do not heat the batteries or dispose of them in fire.
- Do not tear off the jacket label.
- Do not disassemble or reassemble the batteries.
- Do not short-circuit the batteries. To avoid short-circuiting, keep the batteries away from all metal objects (e.g. coins, hair-pins, keys, etc.).

If the batteries are stored without use for 6 months or longer, they may require several cycles of charging and discharging in order to attain their original charge capacity.

TECHNICAL SUPPORT

If you have a problem that cannot be solved by using this manual, we encourage you to visit us online or contact our Consumer Services Department with any problems and/or suggestions that you might have.

A support representative will be happy to assist you. Before requesting support, please be ready to provide or include the information below:

- The name of your product or model number (the model number is located on the base of the product).
- The actual problem you are experiencing.
- The actions you took right before the problem occurred.

Internet : www.vtechuk.com

Phone : 01235 546810 (from UK), or +44 1235 546810 (outside UK)

IMPORTANT NOTE:

Creating and developing this product is accompanied by a responsibility that we at **VTech®** take very seriously. We make every effort to ensure the accuracy of the information that forms the value of our products. However, errors sometimes can occur. It is important for you to know that we stand behind our products and encourage you to call our Consumer Services Department at 01235 546810 (from UK), or +44 1235 546810 (outside UK), with any problems and/or suggestions that you might have. A service representative will be happy to help you.

Disclaimer and Limitation of Liability

VTech® Electronics Europe PLC and its suppliers assume no responsibility for any damage or loss resulting from the use of this handbook. **VTech®** Electronics Europe PLC and its suppliers assume no responsibility for any loss or claims by third parties that may arise through the use of this software. **VTech®** Electronics Europe PLC and its suppliers assume no responsibility for any damage or loss caused by deletion of data as a result of malfunction, dead battery, or repairs. Be sure to make backup copies of important data on other media to protect against data loss.

Company: **VTech®** Electronics Europe PLC

Address: Napier Court, Abingdon Science Park, Abingdon, Oxon, OX14 3YT.

Phone : 01235 546810 (from UK), or +44 1235 546810 (outside UK)



CLASS 1
LED PRODUCT



PRODUCT WARRANTY



Thank you for choosing this quality product from VTech. We hope it will bring many hours of entertainment, imaginative play and learning.

1. The product detailed above is covered by a one year warranty from the date of purchase, against any defects in materials or workmanship.
2. The product may be returned to the place of purchase. Alternatively the product can be returned to VTech Electronics Europe plc (see address below), with proof of purchase, without proof of purchase no replacement will be provided.
3. VTech Electronics Europe plc will examine the product and if it is found to be defective due to faulty materials or workmanship, will replace the product at their discretion.
4. If the product covered by this warranty is damaged due to misuse, modification or unauthorised repair, or because of faulty batteries, battery discharge or incorrect electrical connections, then this warranty becomes void.
5. This warranty is personal to the original purchaser and is not transferable.
6. Breakages to the LCD screen are not covered by the warranty.
7. Returns to VTech Electronics Europe plc should include a cheque or postal order for £1.50 towards the cost of return postage and packaging.
8. Products returned to VTech Electronics Europe plc, should be addressed as follows and packed carefully to avoid damage in transit (Please do not include batteries or adaptor).
Please include details of the fault together with your name and address.

VTech Electronics Europe plc, c/o Tablogix Limited, 200 Milton Park, Abingdon, Oxon OX14 4TA

THIS WARRANTY IS OFFERED AS AN EXTRA BENEFIT AND DOES NOT AFFECT CONSUMERS' STATUTORY RIGHTS.

This warranty is valid for the UK and Eire only. For products purchased outside the UK and Eire, please contact your local distributor or place of purchase.



